

QUARTERLY REPORT OF REVENUE AND OTHER RECEIPTS
As at the Quarter Ending December 31, 2022

Department : Department of Trade and Industry (DTI)
 Agency : Technical Education and Skills Development Authority
 Operating Unit : Central Office
 Organization Code : 22 009 0100000
 Fund Cluster : 01 - Regular Agency Fund

Classification/Sources of Revenue and Other Receipts	UACS CODE	REVENUE TARGET (Annual) per BESF	Actual Revenue and Other Receipts Collections					Cumulative Remittance/Deposits to Date			Variance		Remarks
			1st Quarter Ending March 31	2nd Quarter Ending June 30	3rd Quarter Ending Sept. 30	4th Quarter Ending Dec. 31	Total	Remittance to BTr	Deposited with AGDB	TOTAL	Amount	%	
1	2	3	4	5	6	7	8=[(6+(-)7)-8+9]	9	10	11=(9+10)	12=(8-3)	13=(12/3)	14
Regular Agency Fund		227,000.00	519,432.69	654,933.98	953,718.74	1,336,233.48	3,464,318.89	3,464,318.89	-	3,464,318.89	3,237,318.89	1426%	
Non-Revenue Collections/Other Receipts		227,000.00	519,432.69	654,933.98	953,718.74	1,336,233.48	3,464,318.89	3,464,318.89	-	3,464,318.89	3,237,318.89	1426%	
Cash Receipts		227,000.00	519,432.69	654,933.98	953,718.74	1,336,233.48	3,464,318.89	3,464,318.89	-	3,464,318.89	3,237,318.89	1426%	
Not Applicable		227,000.00	519,432.69	654,933.98	953,718.74	1,336,233.48	3,464,318.89	3,464,318.89	-	3,464,318.89	3,237,318.89	1426%	
Petty Cash	1010102000	-	-	-	41,437.38	-	41,437.38	41,437.38	-	41,437.38	41,437.38	0%	
Accounts Receivable	1030101000	-	306,648.79	307,325.90	447,482.53	684,899.45	1,746,356.67	1,746,356.67	-	1,746,356.67	1,746,356.67	0%	
Other Receivables	1030599000	-	106,698.90	104,263.74	55,439.06	3,239.00	269,640.70	269,640.70	-	269,640.70	269,640.70	0%	
Advances for Special Disbursing Officer	1990103000	-	50,000.00	104,802.50	46,681.16	456,438.67	657,922.33	657,922.33	-	657,922.33	657,922.33	0%	
Advances to Officers and Employees	1990104000	-	-	412.00	59,690.20	83,689.87	143,792.07	143,792.07	-	143,792.07	143,792.07	0%	
Due to BIR	2020101000	-	-	-	-	1,371.21	1,371.21	1,371.21	-	1,371.21	1,371.21	0%	
Government Equity	3010101000	-	-	17,590.91	192,592.94	-	210,183.85	210,183.85	-	210,183.85	210,183.85	0%	
Other Service Income	4020199099	-	-	9,000.00	500.00	-	9,500.00	9,500.00	-	9,500.00	9,500.00	0%	
Income from Hostels/Dormitories and other Like facilities	4020213000	227,000.00	46,710.00	67,110.00	48,110.00	44,610.00	206,540.00	206,540.00	-	206,540.00	(20,460.00)	-9%	
Miscellaneous Income	4060999000	-	9,375.00	2,158.56	947.71	12,947.37	25,428.64	25,428.64	-	25,428.64	25,428.64	0%	
Basic Salary - Civilian	5010101001	-	-	-	4,405.67	16,037.91	20,443.58	20,443.58	-	20,443.58	20,443.58	0%	
Clothing/Uniform Allowance - Civilian	5010204001	-	-	-	-	12,000.00	12,000.00	12,000.00	-	12,000.00	12,000.00	0%	
Cash Gift - Civilian	5010215001	-	-	-	-	1,000.00	1,000.00	1,000.00	-	1,000.00	1,000.00	0%	
PERA - Civilian	5010201001	-	-	-	4,782.09	-	4,782.09	4,782.09	-	4,782.09	4,782.09	0%	
Representation Allowance (RA)	5010202000	-	-	-	6,750.00	10,000.00	16,750.00	16,750.00	-	16,750.00	16,750.00	0%	
Transportation Allowance (TA)	5010203001	-	-	35,770.16	6,750.00	10,000.00	52,520.16	52,520.16	-	52,520.16	52,520.16	0%	
Mid-Year Bonus - Civilian	5010299036	-	-	-	38,150.00	-	38,150.00	38,150.00	-	38,150.00	38,150.00	0%	
Other Professional Services	5021199000	-	-	6,500.21	-	-	6,500.21	6,500.21	-	6,500.21	6,500.21	0%	
TOTAL		227,000.00	519,432.69	654,933.98	953,718.74	1,336,233.48	3,464,318.89	3,464,318.89	-	3,464,318.89	3,237,318.89	1426%	

Certified Correct:

GARRIEL M. SAUGON
Chief Accountant, AD-FMS
Date:

Recommending Approval:

MA. MAGDALENA P. BUTAD
Director IV, FMS
Date:

Approved By:

DANILO P. CRUZ
Director General
Date:

COMMISSION ON AUDIT
RECEIVED BY:
DATE: 1-26-23
TIME: 2:54




QUARTERLY REPORT OF REVENUE AND OTHER RECEIPTS
As at the Quarter Ending December 31, 2022


Department : Department of Trade and Industry (DTI)
 Agency : Technical Education and Skills Development Authority
 Operating Unit : Central Office
 Organization Code : 22 009 0100000
 Fund Cluster : 06 - Business Related Funds

Classification/Sources of Revenue and Other Receipts	UACS CODE	REVENUE TARGET (Annual) per BESF	Actual Revenue and Other Receipts Collections					Cumulative Remittance/Deposits to Date			Variance		Remarks
			1st Quarter Ending March 31	2nd Quarter Ending June 30	3rd Quarter Ending Sept. 30	4th Quarter Ending Dec. 31	Total	Remittance to BTr	Deposited with AGDB	TOTAL	Amount	%	
1	2	3	4	5	6	7	8=[(6+(-)7)-8+9]	9	10	11=(9+10)	12=(8-3)	13=(12/3)	14
Business Related Funds		78,372,000.00	8,612,482.90	4,871,553.90	7,614,224.13	6,739,024.73	27,837,285.66	73,965.27	27,763,320.39	27,837,285.66	(50,534,714.34)	-64%	
Non-Revenue Collections/Other Receipts		78,372,000.00	8,612,482.90	4,871,553.90	7,614,224.13	6,739,024.73	27,837,285.66	73,965.27	27,763,320.39	27,837,285.66	(50,534,714.34)	-64%	
Cash Receipts		78,372,000.00	8,612,482.90	4,871,553.90	7,614,224.13	6,739,024.73	27,837,285.66	73,965.27	27,763,320.39	27,837,285.66	(50,534,714.34)	-64%	
Not Applicable		78,372,000.00	8,612,482.90	4,871,553.90	7,614,224.13	6,739,024.73	27,837,285.66	73,965.27	27,763,320.39	27,837,285.66	(50,534,714.34)	-64%	
Accounts Receivable	1030101000	-	4,478,687.86	2,260,480.00	3,514,670.00	2,771,300.00	13,025,137.86	-	13,025,137.86	13,025,137.86	13,025,137.86	0%	
Accounts Payable	2010101000	-	-	73,965.27	-	-	73,965.27	73,965.27	-	73,965.27	73,965.27	0%	
Due to Other Funds	2030105000	-	255,457.00	-	-	-	255,457.00	-	255,457.00	255,457.00	255,457.00	0%	
Other Service Income	4020199099	9,814,000.00	3,335,349.34	1,809,177.00	3,389,819.78	3,043,273.31	11,577,619.43	-	11,577,619.43	11,577,619.43	1,763,619.43	18%	
Rent/Lease Income	4020205000	-	3,075.00	300.00	7,900.00	5,700.00	16,975.00	-	16,975.00	16,975.00	16,975.00	0%	
Income from Hostels/Dormitories and other Like facilities	4020213000	2,339,000.00	477,150.00	674,187.00	638,360.00	867,901.42	2,657,598.42	-	2,657,598.42	2,657,598.42	318,598.42	14%	
Others	4020221099	65,468,000.00	2,663.70	2,744.63	2,974.35	11,400.00	19,782.68	-	19,782.68	19,782.68	(65,448,217.32)	-100%	
Other Business Income	4020299099	751,000.00	60,100.00	50,700.00	60,500.00	39,450.00	210,750.00	-	210,750.00	210,750.00	(540,250.00)	-72%	
TOTAL		78,372,000.00	8,612,482.90	4,871,553.90	7,614,224.13	6,739,024.73	27,837,285.66	73,965.27	27,763,320.39	27,837,285.66	(50,534,714.34)	-64%	


Certified Correct:


GARRIEL M. SAUGON
 Chief Accountant, AD-FMS
 Date:

Recommending Approval:


MA. MAGDALENA P. BUTAD
 Director IV, FMS
 Date:

Approved By:


DANILO P. CRUZ
 Director General
 Date:

QUARTERLY REPORT OF REVENUE AND OTHER RECEIPTS
As at the Quarter Ending December 31, 2022

Department : Department of Trade and Industry (DTI)
 Agency : Technical Education and Skills Development Authority
 Operating Unit : Central Office
 Organization Code : 22 009 0100000
 (UACS)
 Fund Cluster : 07 - Trust Receipts

Classification/Sources of Revenue and Other Receipts	UACS CODE	REVENUE TARGET (Annual) per BESF	Actual Revenue and Other Receipts Collections					Cumulative Remittance/Deposits to Date			Variance		Remarks
			1st Quarter Ending March 31	2nd Quarter Ending June 30	3rd Quarter Ending Sept. 30	4th Quarter Ending Dec. 31	Total	Remittance to BTr	Deposited with AGDB	TOTAL	Amount	%	
1	2	3	4	5	6	7	8=[{6+(-)7}-8+9]	9	10	11=(9+10)	12=(8-3)	13=(12/3)	14
Trust Receipts		-	2,772,946.09	35,703,359.45	6,584,303.80	102,882,264.84	147,942,874.18	-	147,942,874.18	147,942,874.18	147,942,874.18	0 %	
Trust Receipts Deposited with Authorized Government Depository Banks (AGDB)		-	2,772,946.09	35,703,359.45	6,584,303.80	102,882,264.84	147,942,874.18	-	147,942,874.18	147,942,874.18	147,942,874.18	0 %	
Due from Regional Offices		-	573,527.67	35,517,559.88	-	612,840.00	36,703,927.55	-	36,703,927.55	36,703,927.55	36,703,927.55	0 %	
Due from other funds		-	4,247.14	-	-	-	4,247.14	-	4,247.14	4,247.14	4,247.14	0 %	
Advances to Special Disbursing Officer		-	-	5,799.57	-	-	5,799.57	-	5,799.57	5,799.57	5,799.57	0 %	
Due to NGAs		-	-	-	250,000.00	100,000,000.00	100,250,000.00	-	100,250,000.00	100,250,000.00	100,250,000.00	0 %	
Due to Regional Offices		-	2,020,171.28	-	1,035,239.01	-	3,055,410.29	-	3,055,410.29	3,055,410.29	3,055,410.29	0 %	
Due to Other Funds		-	-	-	275,000.00	-	275,000.00	-	275,000.00	275,000.00	275,000.00	0 %	
Trust Liabilities		-	-	-	4,425,464.79	1,112,577.28	5,538,042.07	-	5,538,042.07	5,538,042.07	5,538,042.07	0 %	
Guaranty/Security Deposit Payable		-	-	-	61,100.00	520,847.56	581,947.56	-	581,947.56	581,947.56	581,947.56	0 %	
Other Service Income		-	175,000.00	150,000.00	537,500.00	636,000.00	1,498,500.00	-	1,498,500.00	1,498,500.00	1,498,500.00	0 %	
Honoraria		-	-	30,000.00	-	-	30,000.00	-	30,000.00	30,000.00	30,000.00	0 %	
TOTAL		-	2,772,946.09	35,703,359.45	6,584,303.80	102,882,264.84	147,942,874.18	-	147,942,874.18	147,942,874.18	147,942,874.18	0 %	

Certified Correct:

GARRIEL M. SAUGON
Chief Accountant, AD-FMS
Date:

Recommending Approval:

MA. MAGDALENA P. BUTAD
Director IV, FMS
Date:

Approved By:

DANILO P. CRUZ
Director General
Date: